



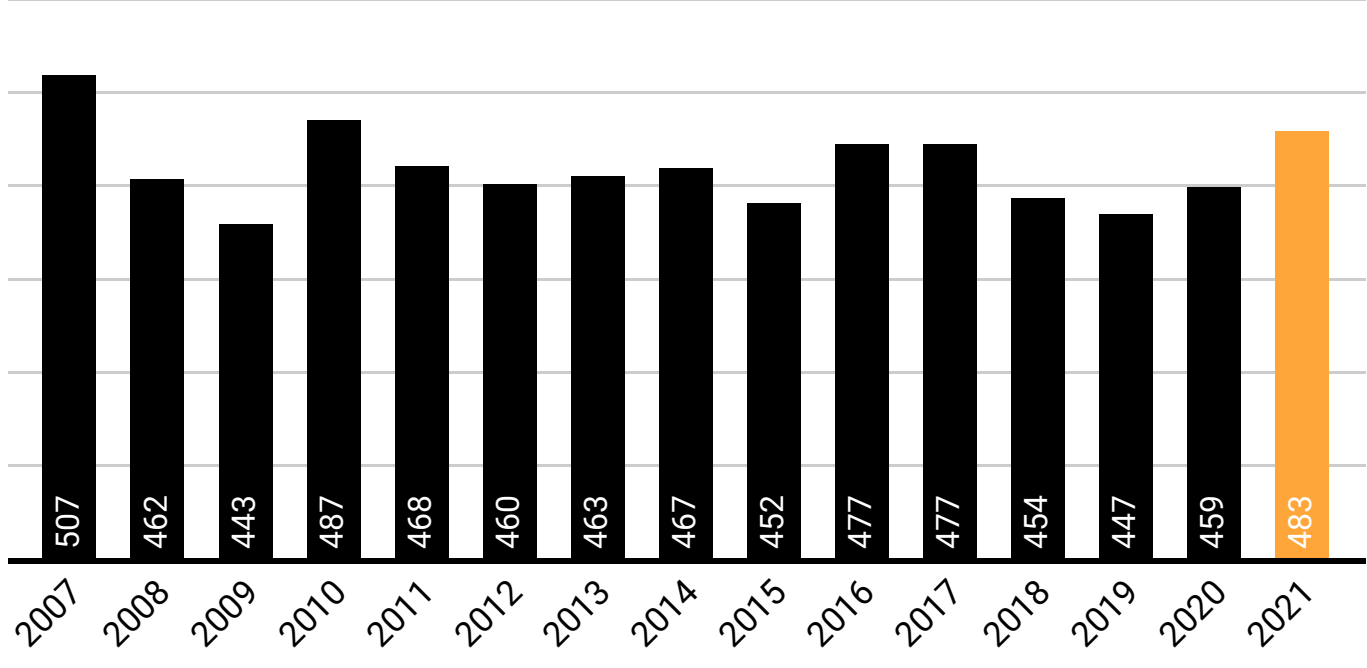
EPLF® - EUROPEAN PRODUCERS OF LAMINATE FLOORING ASSOCIATION E.V.

Total sales 2021

EPLF® publishes annual statistics on the total sales for the previous year. The data reported by ordinary members (producers) is collected on a quarterly basis and summed up at the end of the year. The Association makes public only the information below, as all other data is confidential and reserved for members.

World market: sales of EPLF members in mil m² (Europ. production) 2007 - 2021

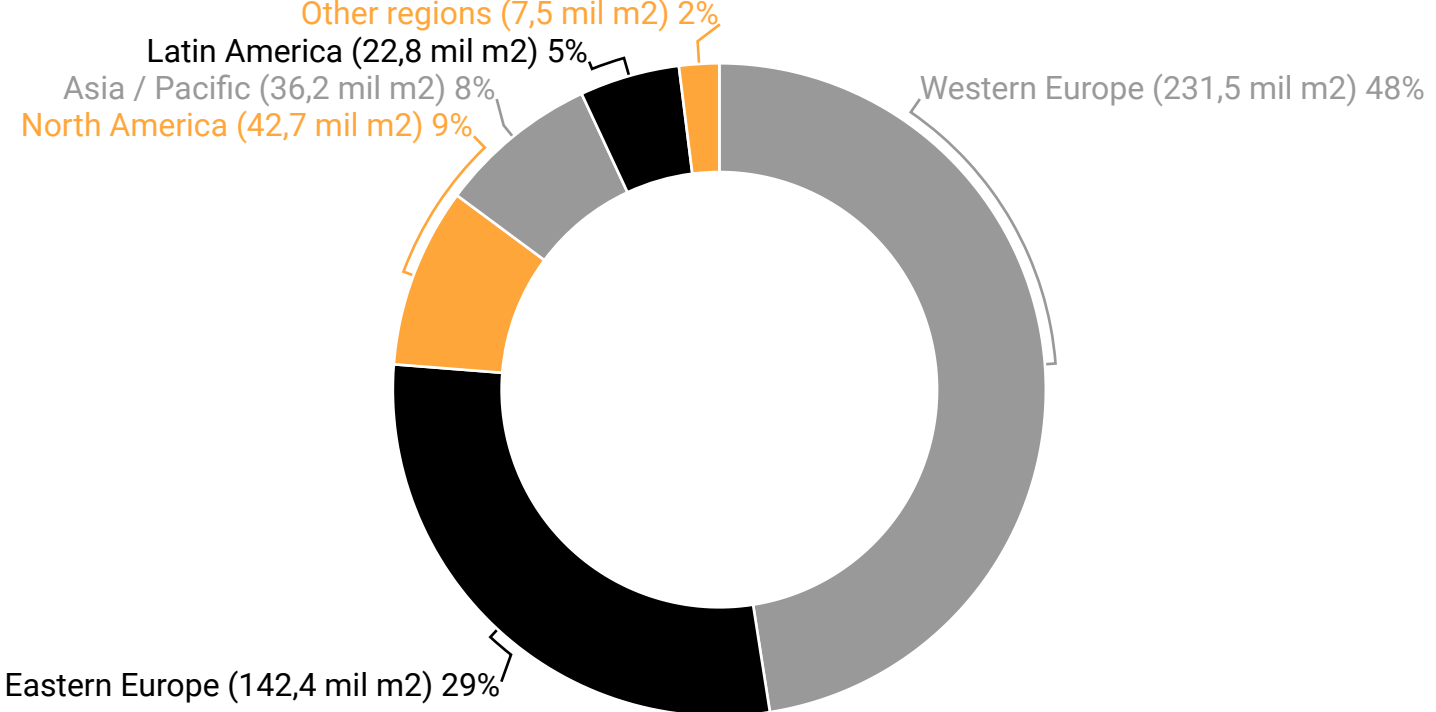
Weltmarkt: Absatz der EPLF-Mitglieder in Mio. m² (Europ. Produktion)
 Marché mondial: Ventes des entreprises membres de l'EPLF en millions de m² (prod. europ.)



The year ends with a slight increase with EPLF members total sales for 2021 at 483.443.085m². This represents an increase of +5,32% compared to 2020 (and +8,21% vs 2019). Yearly sales went up in all regions, except in North America, and in 'other countries'. Sales progressed well in Latin America with +61,58% compared to 2020, and Asia (+30,45% compared to 2020).

World market: sales of EPLF members in mil m² (Europ. production) 2021

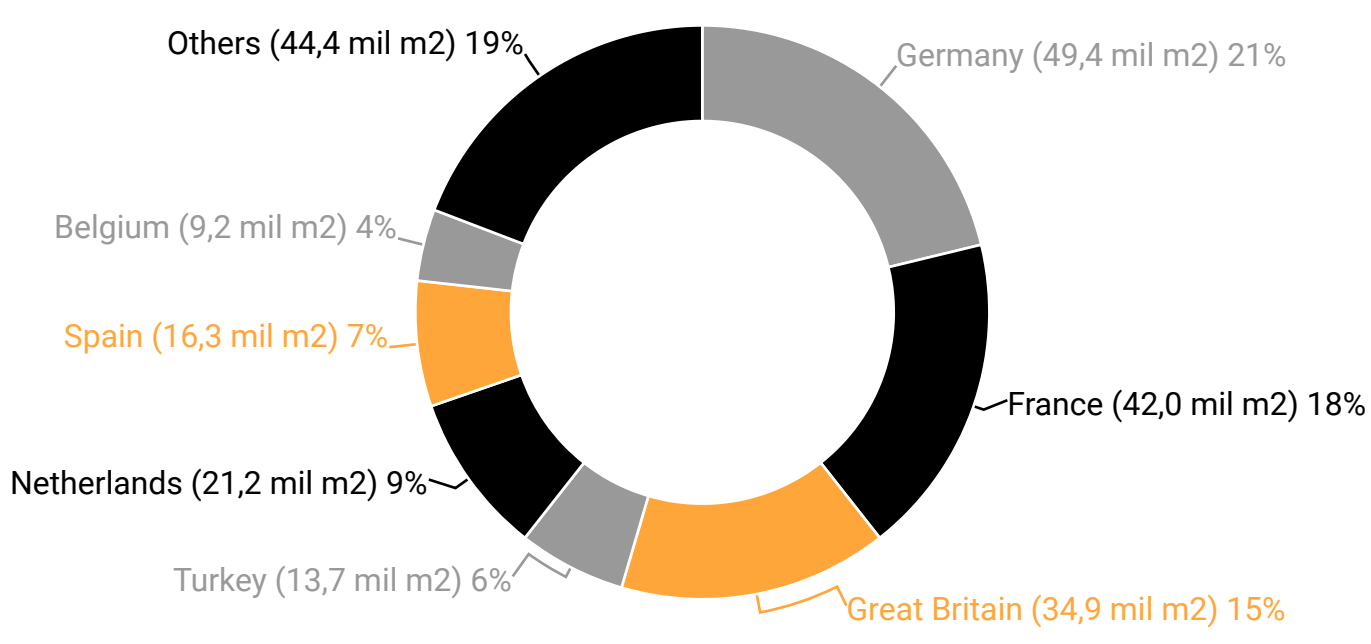
Weltmarkt: Absatz der EPLF-Mitglieder in Mio. m² (Europ. Produktion)
 Marché mondial: Ventes des entreprises membres de l'EPLF en millions de m² (prod. europ.)



- 2021 sales in Western Europe: 231.586.775 (+2,59% compared to 2020)
- 2021 sales in North America: 42.734.166 (-12,90% compared to 2020)
- 2021 sales in other countries: 1.815.248 (-22,59% compared to 2020)

Western Europe: sales of EPLF members in mil m² 2021

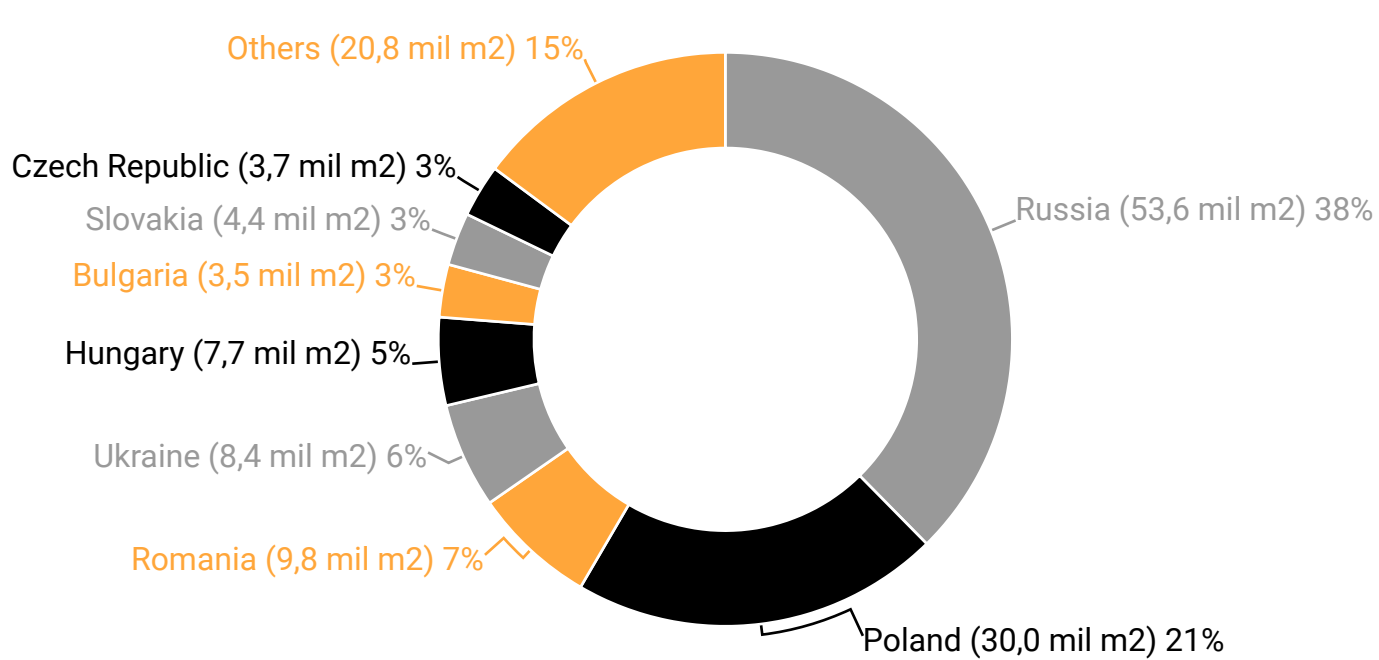
Westeuropa: Absatz der EPLF-Mitglieder in Mio. m² (Europ. Produktion)
 Europe de l'Ouest: Ventes des entreprises membres de l'EPLF en millions de m² (prod. europ.)



- 2021 sales in Western Europe: 231.586.775 (+2,59% compared to 2020)
- Spain's sales went up by +12,39% compared to the previous year
- France also registered a significant rise in sales with +13,30% vs 2020
- Germany and Great Britain both had a decrease of over 5% in sales vs 2020 (-6,12% and -5,72% respectively)

Eastern Europe: sales of members in mil m² 2021

Osteuropa: Absatz der EPLF-Mitglieder in Mio. m² (Europ. Produktion)
 Europe de l'Est: Ventes des entreprises membres de l'EPLF en millions de m² (prod. europ.)



- 2021 sales in Eastern Europe: 142.417.109 (+5,64% compared to 2020)
- Important rise of sales in Russia with +16,24% vs 2020
- Slovakia saw an increase of sales of +2,34%
- Poland and Romania had a rise in sales vs 2020 of +3,64% and +3,14% respectively

Other markets: sales of EPLF members in mil m² 2021

Andere Märkte: Absatz der EPLF-Mitglieder in Mio. m² (Europ. Produktion)
 Autres marchés: Ventes des entreprises membres de l'EPLF en millions de m² (prod. europ.)

